



“Jewellery” capture



Environment lighting for our method

“Labels” capture




Environment lighting for our method


“Variety” capture



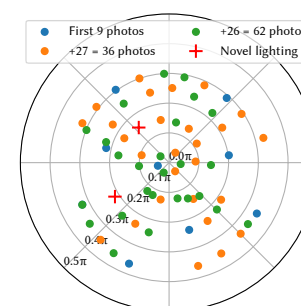
Environment lighting for our method



Directional light positions for RTI



Directional light positions for RTI



Directional light positions for RTI

Figure 1: This figure is related to the comparison in Fig. 15 in the main paper. It illustrates the illuminations used by our method, the point light positions used in the RTI capture, as well as the novel light positions. We color code the different configurations, based on the number of images taken.